
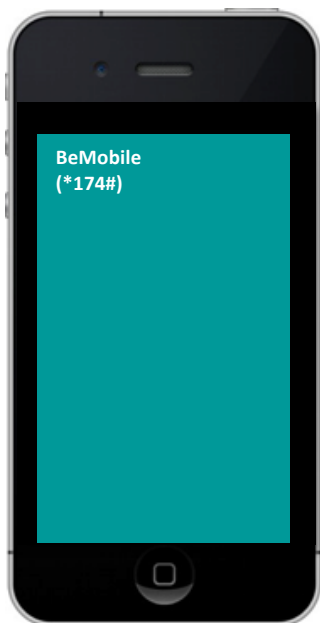


# Prepaid Electricity

User Guide Card Based (\*174#)



## How to purchase electricity using beMobile




1. Any VISA/Master card Credit or Debit card.  
For international cards, only VISA/Mastercard  
branded credit cards  
Valid prepaid electricity meter number  
Valid Botswana cellphone number prepaid or post  
paid (currently the service is available on beMobile)

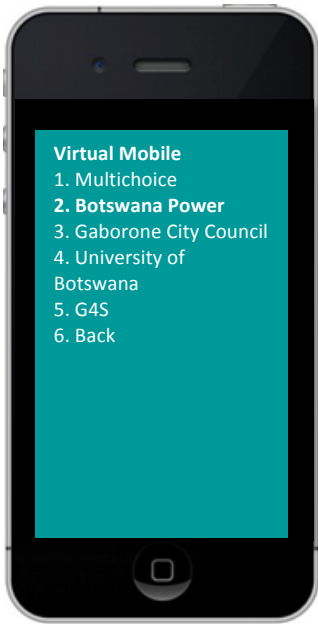


**FNB**  
First National Bank

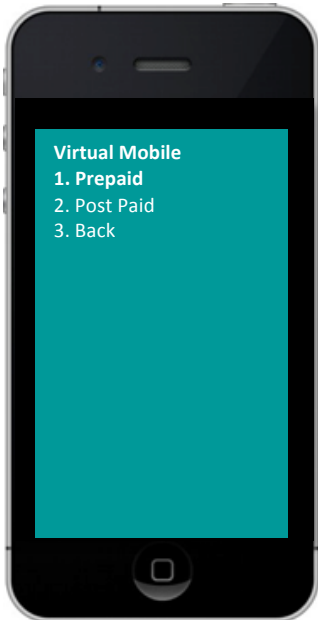
how can we help you?



2. Dial \*174# on your cellphone and select Option 1: Payments



3. Select Botswana Power - Option 2

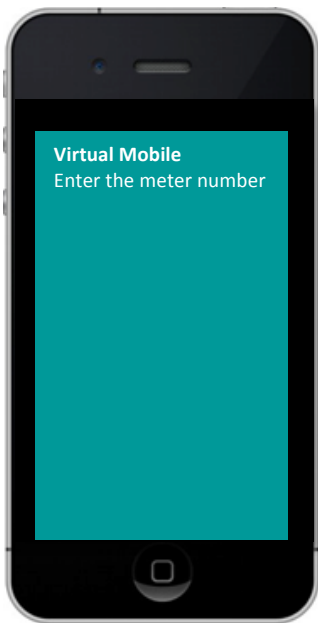


4. Select Prepaid

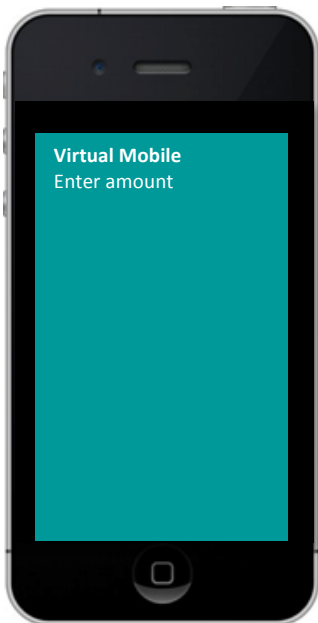


**FNB**  
First National Bank


how can we help you?



5. Reply and enter meter number



6. Reply and enter amount

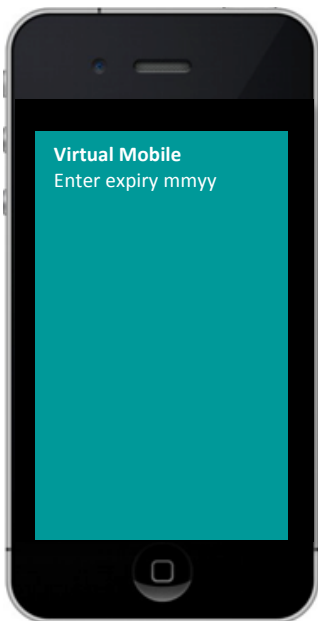


7. Reply and enter bank card number with no spaces



**FNB**  
First National Bank

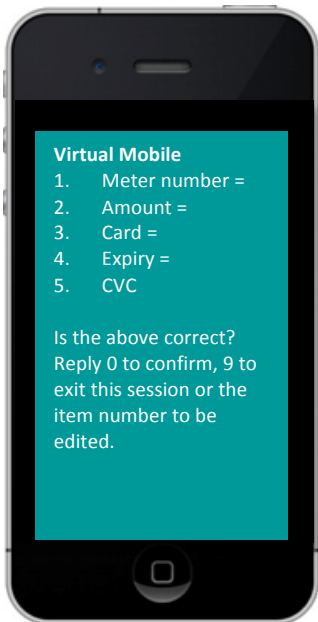
how can we help you?



8. Reply and enter bank card expiry date - mmyy

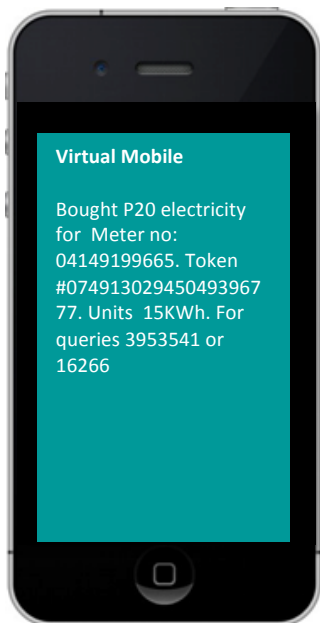


9. Reply and enter CVV




10. Enters 0 to confirm or 9 to exit. To edit, reply and enter the item number, then enter 0 to confirm.

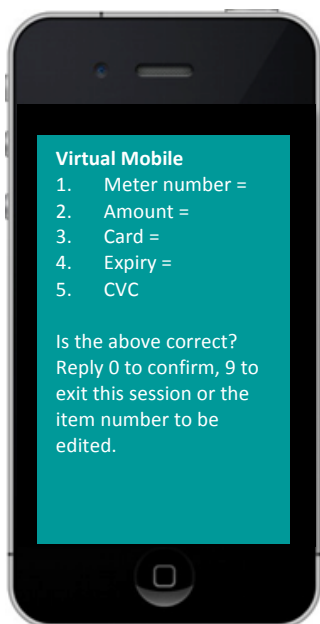




11. Transaction is approved or declined and the acknowledgement is displayed. If approved, token receipt is sent to you via SMS.

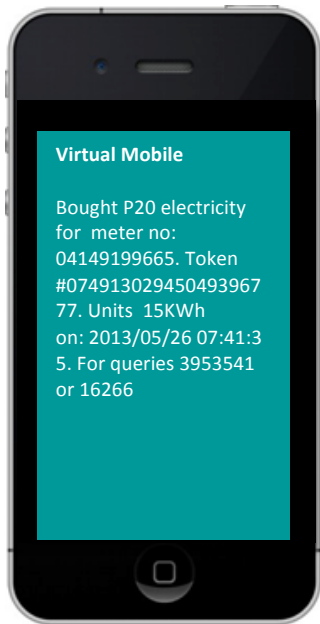


12. Dial the following string. You will be prompted for a CVC: \*174\*1\*2\*1\*MeterNo\*Amount\*BankCardNo\*ExpiryDate#  
Reply with CVC.



13. Reply with 0 or 9 to confirm. Able to make changes.





14. Transaction is approved or declined and the acknowledgement sent to you via USSD and SMS.



**FNB**  
First National Bank

how can we help you?