



The Botswana Stock Exchange

Phone : +267 318 0201

Office Block 6

Fax : +267 318 0175

Plot 64511, Fairgrounds

Email : info@bse.co.bw

Private Bag 00417

Gaborone Botswana

[www.bse.co.bw](http://www.bse.co.bw)

08 Mon-Dec-2008

Counter Domestic Equity Main Board	Bid t	Offer t	Last t	Sales t	Daily Volume	Turnover Pula	Weighted Price(t)	Securities Issued	Market Cap PMillion
ABCH	375	400	400		-	-	409	146,419,524	598.86
BARCLAYS	700	710	710	710 ,	2,843	20,185	724	852,161,250	6,169.65
BIHL	900	930	930		-	-	978	281,070,652	2,748.87
CHOBE	325	370	375		-	-	376	89,405,139	336.16
ENGEN	430	449	440	440 ,	49,630	218,372	440	159,722,220	702.78
FNBB	245	250	250	250 ,	14,732	36,830	258	2,563,700,000	6,614.35
FSG	105	110	110		-	-	110	120,000,000	132.00
FURNMART	1350	1375	1375	1375 ,	31,527	433,496	1378	50,961,781	702.25
G4S	2200	2260	2270		-	-	2298	8,000,000	183.84
LETSHEGO	1475	1500	1500		-	-	1567	151,544,881	2,374.71
OLYMPIA	100	110	109		-	-	115	28,600,000	32.89
PRIMETIME	130	140	135		-	-	129	179,890,200	232.06
RDCP	340	-	350		-	-	359	32,372,329	116.22
RPC DATA	40	52	50		-	-	50	31,482,887	15.74
SECHABA	1510	1520	1525		-	-	1525	133,014,875	2,028.48
SEFALANA	290	340	300		-	-	300	165,650,067	496.95
SEFCASH	1500	1550	1505		-	-	1505	20,330,000	305.97
STANCHART	1825	1850	1850	1850 ,	37,076	685,906	1851	288,062,570	5,332.04
TURNSTAR	140	145	145		-	-	145	385,810,579	559.43
<b>Venture Capital</b>									
IMARA	750	800	920		-	-	958	56,771,576	543.87
					135,808	1,394,790	5,744,970,530		30227.10

### Domestic Companies Price Movement

Please note that text color denotes price movement

Green reflect increase, Red a decrease

BARCLAYS 710 -10

FNBB 250 -5

STANCHART 1850 -20

Counter Foreign Equity Main Board	Bid t	Offer t	Last t	Sales t	Daily Volume	Turnover Pula	Weighted Price(t)	Securities Issued	Market Cap PMillion
ANGLO	15028	15452	19579		-	-	19683	1,342,919,020	264,326.75
BLUE	395	430	460		-	-	474	470,279,498	2,229.12
IAMGOLD	3183	3300	3758		-	-	3897	295,640,178	11,521.10
INVESTEC	3282	3441	3500		-	-	4491	263,737,726	11,844.46
<b>Venture Capital</b>									
A-CAP	53	60	55	55 ,	400	220	66	110,095,078	72.66
AFRICAN COPPER	30	37	37	37 ,	84,017	31,086	35	146,858,957	51.40
AFRICAN DIAMONDS	420	470	490		-	-	571	76,210,766	435.16
AVIVA	53	65	65		-	-	67	118,641,825	79.49
CIC ENERGY	1127	-	2175		-	-	2236	53,765,769	1,202.20
DIAMONEX	37	42	40	40 ,	130,132	52,053	38	193,424,196	73.50
DISCOVERY METALS	72	90	90		-	-	90	150,108,035	135.10
					214,549	83,359		3,221,681,048	291970.95
					350,357	1,478,149		8,966,651,578	322198.05

#### Foreign Companies Price Movement

Please note that text color denotes price movement

Green reflect increase, Red a decrease

AFRICAN COPPER 37 -4

#### Definitions

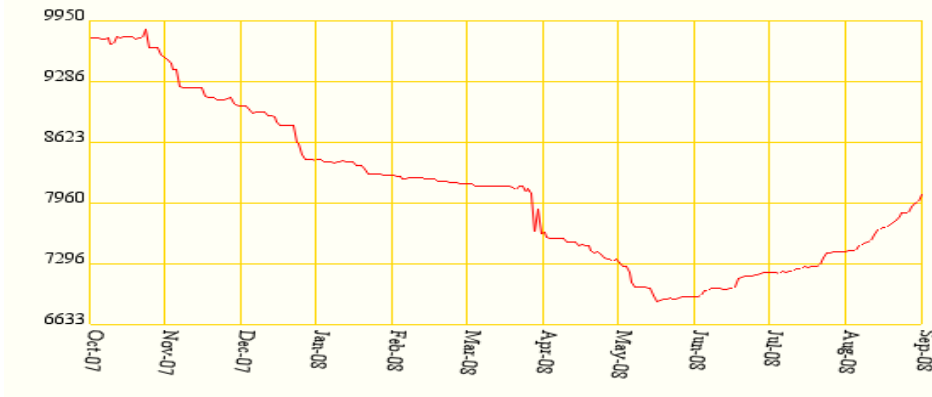
Column 1	Counter	- This is the short form of the name of the company whose security is listed
Column 2	Bid	- This is the price, in Thebe, that the buyer is willing to pay for the security.
Column 3	Offer	- This is the price, in Thebe, that the seller is willing to accept for the security.
Column 4	Sale	- This is the price at which the security was traded.
Column 5	Volume	- This is the number of securities that were traded during the day.
Column 6	Turnover	- This is the value of securities that were traded during the day.
Column 7	Weighted Price	- This is the volume weighted average price for the securities of the firm using the last five daily trades on.
Column 8	Securities Issued	- This is the total number of securities that have been issued by the firm and are available to the public for trading.
Column 9	Market Capitalisation	- This is the total value of the company that accrues to the holders / owners of the particular security.

# Bonds

Counter Bonds	Bid	Offer	Last	Sales	Value Traded
GOVERNMENT BONDS					
BW003 10.25% p.a 2015	-	-	10.25	-	0.00
BW004 10.50% p.a 2011	-	-	10.65	-	0.00
BW005 10% p.a 2018	-	-	9.90	-	0.00
QUASI-GOVERNMENT					
DPCF002 10.17% p.a 2010	-	-	11.32	-	0.00
DPCF003 10.31% p.a 2013	-	-	10.25	-	0.00
DPCF004 10.45% p.a 2016	-	-	10.30	-	0.00
DPCF005 10.6% p.a 2019	-	-	10.20	-	0.00
DPCF006 10.75% p.a 2022	-	-	10.55	-	0.00
DPCF007 10.9% p.a 2025	-	-	10.25	-	0.00
CORPORATE BONDS					
ACU001 14% p.a 2015	18.00	16.00	13.50	-	0.00
BBB001	-	-	100.00	-	0.00
BBB002 10.50% p.a 2009	-	-	11.50	-	0.00
BBB003 11.1% p.a 2009	-	-	0.00	-	0.00
BBS002 12% p.a 2016	-	-	11.50	-	0.00
BBS004 11.1% p.a 2019	-	-	11.13	-	0.00
BDC002	-	-	0.00	-	0.00
BDC003 11.00% p.a 2011	-	-	11.00	-	0.00
BVI 001 11.23% p.a 2018	-	-	0.00	-	0.00
DON 001 13.20% p.a 2011	19.00	16.00	13.00	-	0.00
NDB001 11.25% p.a 2017	-	-	11.10	-	0.00
SBB001	-	-	100.75	-	0.00
SBBL003 10.50% p.a 2017	-	-	10.75	-	0.00
SBBL006	-	-	110.80	-	0.00
SBBL046	-	-	0.00	-	0.00
SBBL047 11.00% p.a 2011	-	-	0.00	-	0.00
SBBL048 10.70% p.a 2015	-	-	0.00	-	0.00
SBBL049	-	-	0.00	-	0.00
SCBB002 10.30% p.a 2012	-	-	11.00	-	0.00
SCBB003 10.50% p.a 2015	12.00	-	11.22	-	0.00
SCBB004	-	-	100.90	-	0.00
SCBB005	-	-	0.00	-	0.00
WUC001 10.65% p.a 2018	-	-	0.00	-	0.00
WUC002 10.60% p.a 2026	-	-	0.00	-	0.00

## Key Indicators

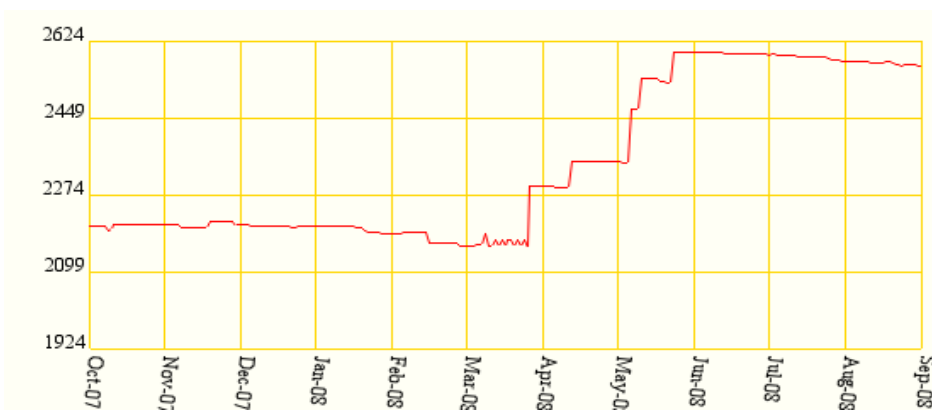
**BSE DCI INDEX**



DCI	7675.68
Last	7713.80
Net Change	-38.12
% Change	-0.49

FCI	1215.76
Last	1215.70
Net Change	0.06
% Change	0.00

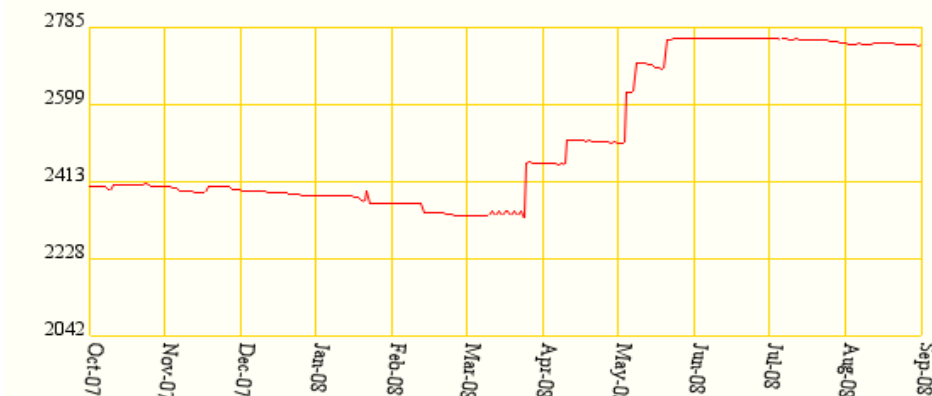
**BSE FCI INDEX**



ACI	1363.79
Last	1364.36
Net Change	-0.58
% Change	-0.04

LASI	573.90
Last	574.15
Net Change	-0.25
% Change	-0.04

**BSE ACI INDEX**



DFSI	930.47
Last	936.16
Net Change	-5.69
% Change	-0.61

FRSI	547.77
Last	547.74
Net Change	0.03
% Change	0.01

The indices are as follows:

DCI : Domestic companies index

- Incorporates any company which is primary listed on the BSE.

FCI: Foreign companies index

- Incorporates companies that are dual listed on the BSE.

ACI: All companies index

- This is the weighted average of the DCI and FCI.

LASI: local Asset Sector Index

- All domestic cos +all foreign companies awarded the local asset status by Ministry of Finance and development Planning.

DFSI: Domestic Financial Sector Index

- All domestic financial sector companies.

FRSI: Foreign Resource Sector Index

- All foreign resource sector companies.

Company	Declared	Interim, final or Special	Dividend (net)	Interest (thebe)	Last Day to Register	Payable
ABCH	12 Aug 2008	Interim	6.8		19 Sep 2008	30 Sep 2008
BARCLAYS	21 Aug 2008	Interim	7.65		26 Sep 2008	24 Oct 2008
BIHL	14 Aug 2008	Interim	14.45		19 Sep 2008	03 Oct 2008
CHOBE	14 May 2008	Final	16.15		13 Jun 2008	27 Jun 2008
ENGEN	28 Oct 2008	Interim	9.35		21 Nov 2008	28 Nov 2008
FNBB	06 Aug 2008	Final	2.98		12 Sep 2008	26 Sep 2008
FURNMART	07 Oct 2008	Final	17.37		14 Nov 2008	24 Nov 2008
IMARA	23 Jul 2008	Final	30.6		15 Aug 2008	26 Sep 2008
LETSHEGO	25 Apr 2008	Final	11.9		02 May 2008	09 May 2008
MRIB	18 Feb 2008	Interim	1.7		14 Mar 2008	28 Mar 2008
SEFCASH	19 Aug 2008	Final	42.5		12 Sep 2008	26 Sep 2008
RDCP	05 Aug 2008	Final	0.2	10.34	17 Oct 2008	31 Oct 2008
SECHABA	06 Nov 2008	Interim	29		05 Dec 2008	15 Dec 2008
G4S	14 Aug 2008	Interim	38.25		05 Sep 2008	12 Sep 2008
SEFALANA	29 Aug 2008	Final	8.5		12 Sep 2008	26 Sep 2008
STANCHART	07 Aug 2008	Interim	20.66		19 Sep 2008	26 Sep 2008
TURNSTAR	22 Sep 2008	Interim	0.43	6.39	17 Oct 2008	31 Oct 2008
INVESTEC	15 May 2008	Final	13.5		18 Jul 2008	12 Aug 2008
ANGLO	31 Jul 2008	Interim	20.28		15 Aug 2008	18 Sep 2008
PRIMETIME	29 Oct 2008	Final		4.239	21 Nov 2008	05 Dec 2008

## News Section:

Micro Provident Botswana Limited-Changes Company Name to Letshego Holdings Limited

Micro Provident Botswana Limited t/a Letshego has requested that with effect from December 8 2008, its Name be changed to Letshego Holdings Limited.

### FSG LIMITED LISTS ON THE BSE

FSG Limited listed 120 000 000 ordinary shares on the BSE Domestic Main Board on the 6th October 2008. Of the 36 million shares offered to the public 28 million shares were offered to the public by private placement and were oversubscribed 2.8 times. In the same way 8 million shares were offered to the public through an IPO and were oversubscribed by 2.5 times. FSG Limited was incorporated in Botswana on the 7th August 2003. The company owns 100% shareholding in Lyn's Funeral Parlour, Kagiso Funeral Parlour, Private Cemeteries and V&N in Zambia. The prospectus can be viewed on the BSE Website at [http://www.bse.co.bw/listed\\_companies/listed.php?company=FSG](http://www.bse.co.bw/listed_companies/listed.php?company=FSG)

### BARCLAYS BANK BOTSWANA LIMITED BOND (BBB004) MATURES

The Barclays Bank Botswana Limited bond (BBB004) matured on the 28th September 2008.

### STANBIC BANK BOTSWANA LIMITED (SBBL) LISTS AN ADDITIONAL NOTE ON THE BSE.

Stanbic Bank Botswana Limited has today Wednesday 13th August 2008, listed the fourth Note from the P2 Billion Note Programme approved by the BSE recently. The Floating Rate Note was issued by way of private placement. SBBL049 attracts 91 BOBC rate + .05% per annum for the first five years and thereafter will attract 91 BOBC rate +0.80% per annum until maturity. The Note matures on the 13th August 2018.

### WATER UTILITIES CORPORATION (WUC) LISTS TWO NOTES ON THE BSE.

Water Utilities Corporation has today Thursday 26th June, 2008 listed two Notes on the BSE. The Notes, which are part of the P400 Million Note Programme approved by the BSE recently, were issued by way of private placement. WUC001 attracts a fixed interest of 10.65% per annum and WUC002 pays a fixed interest of 10.60% per annum. WUC001 matures on the 26th June 2018 and WUC002 matures on the 26th June 2026 respectively.

### PRIMETIME LISTS ADDITIONAL LINKED UNITS

PrimeTime Holdings Limited's (PrimeTime) issued capital increased from 154,316,300 to 179,916,300 with effect from 3rd June 2008. The increase follows a transaction in which PrimeTime acquired three properties from Tati Company Limited in Botswana.

### STANBIC BANK BOTSWANA LIMITED (SBBL) LISTS THREE ADDITIONAL NOTES ON THE BSE.

Stanbic Bank Botswana Limited has today Friday 13th June 2008, listed three additional Notes on the BSE. The Notes, which are part of the P2 Billion Note Programme approved by the BSE recently, were issued by way of private placement. SBBL046 attracts 91 BOBC rate +20 basis points for the first five years thereafter attracting 91 BOBC rate +95 basis points, SBBL047 has a fixed interest rate of 11% and SBBL048 has a fixed interest rate of 10.7%. SBBL046 matures on the 11th June 2018, SBBL047 matures on the 11th June 2011 and SBBL048 matures on the 11th June 2015 respectively.

### AFRICAN COPPER LISTS BOND ON THE BSE.

Messina Copper (Pty) Ltd (Trading as African Copper) today listed a P150 million note (ACU001) under their recently approved P200 million Note Programme. ACU001 is an unsecured fixed interest note at 14% per annum paid semi annually

on the 2nd April and 2nd October. The maturity date is 2nd of April 2015.

**BLUE FINANCIAL SERVICES LIMITED LISTS ON THE BSE.**

Blue Financial Services limited has today, listed 470 279 498 ordinary shares on the BSE Foreign Main Board. Blue is primarily listed on the Alternative Exchange (AltX), a division of the Johannesburg Securities Exchange (JSE). Blue is a pan African micro financier, headquartered in South Africa, with operations in several African countries, focusing primarily on providing ethical, innovative and affordable credit solutions to people within Africa.

**BOTSWANA VACCINE INSTITUTE LISTS FIXED RATES NOTES (BVI 001)**

Botswana Vaccine Institute(BVI) listed Unsecured Fixed Rate Notes (BVI 001) on the Botswana Stock Exchange on the 07th May 2008 maturing on 07th May 2018. The notes are to the value of P70 million.

### African Alliance Botswana Unit Trusts Prices

Name of Fund	Buy (t)	Sell (t)
African Alliance Botswana Global Allocation Fund	179.9848	169.7127
African Alliance Botswana Global Income Fund	228.9369	215.8711
African Alliance Botswana Value Fund	348.6339	328.7367

Name of Fund	Daily Yield %	Effective Annual Rate %
African Alliance Botswana Liquidity Fund	11.55	12.18

### Stanbic Unit Trusts Prices

Name of Fund	Net Asset Value (t)
Stanbic Managed Prudential Fund	104.26
Stanbic Equity Fund	64.85

Name of Fund	Effective Yield %	Nominal Annual Rate %
Stanbic Money Market Fund	12.5	11.83

**Please note**

Unit trust prices are those provided by the fund managers. The BSE does not in any way check or validate the accuracy of the prices quoted and quotes but merely offers a service to the Unit Trust Sector. The prices are quoted at gross of fees.

**Daily Report Disclaimer**

The information in this transmission is confidential and privileged, and is intended for use by the addressee only. Although reasonable care has been taken in the compilation of this report, the use of or reliance upon the information herein is at your own risk. The Botswana Stock Exchange (BSE) accepts no liability for any loss, damage or expenses incurred as a direct or indirect result or consequence of the use of or placing reliance upon the contents of this report. Botswana Stock Exchange does not represent, warrant or guarantee the accuracy, completeness or reliability of the contents of this report or that the information contained herein is always up to date. This report may not have been distributed to all the intended recipients at the same time.